



2024 STRAW POLL

NE Polk Chamber Straw Ballot Results

Northeast Polk chamber of commerce

Report Generated: 8/09/2024 4:42 PM MST

PRESIDENT OF THE UNITED STATES			
	Name	Party	Votes
	Donald J. Trump	REP	97 (72.93%)
	Kamala D. Harris	DEM	33 (24.81%)
	Robert F. Kennedy Jr	NPA	3 (2.26%)
	Andre R. McNeil	NPA	0 (0%)
	Tevin Alexander Handford	LPF	0 (0%)
	Brent Alan Peterson	NPA	0 (0%)
	Brian M. Travis	IND	0 (0%)
	Jasmine Sherman	NPA	0 (0%)
	Neil J. Gillespie	NPA	0 (0%)
	Sylvania Thompson	NPA	0 (0%)

UNITED STATES SENATOR

	Name	Party	Votes
	Rick Scott	REP	87 (66.41%)
	Stanley Campbell	DEM	16 (12.21%)
	Debbie Mucarsel-Powell	DEM	8 (6.11%)
	Keith Gross	REP	8 (6.11%)
	John S. Columbus	REP	7 (5.34%)
	Tuan TQ Nguyen	NPA	3 (2.29%)
	Brian Rush	DEM	1 (0.76%)
	Feena Bonoan	LPF	1 (0.76%)
	Ben Everidge	NPA	0 (0%)
	Rod Joseph	DEM	0 (0%)






REPRESENTATIVE IN CONGRESS - District 9

	Name	Party	Votes
	John "Q" Quinones	REP	42 (34.15%)
	Darren Soto	DEM	36 (29.27%)
	Jose Castillo	REP	30 (24.39%)
	Thomas Chalifoux	REP	14 (11.38%)
	Marcus Carter	NPA	1 (0.81%)
			Total Votes: 123

REPRESENTATIVE IN CONGRESS - District 11

	Name	Party	Votes
	Daniel Webster	REP	67 (56.3%)
	John McCloy	REP	27 (22.69%)
	Barbie Harden Hall	DEM	25 (21.01%)
			Total Votes: 119




REPRESENTATIVE IN CONGRESS - District 15

	Name	Party	Votes
	 Laurel Lee	REP	49 (41.53%)
	 James Judge	REP	26 (22.03%)
	 Patricia "Pat" Kemp	DEM	23 (19.49%)
	 Jennifer Barbosa	REP	20 (16.95%)
			Total Votes: 118




REPRESENTATIVE IN CONGRESS - District 18

	Name	Party	Votes
	 Scott Franklin	REP	98 (79.67%)
	 Peter A. Braunston	DEM	14 (11.38%)
	 Andrea Doria Kale	DEM	11 (8.94%)
			Total Votes: 123

PUBLIC DEFENDER - 10th Judicial Circuit

	Name	Party	Votes
	 Blair Allen	REP	103 (81.1%)
	 Christopher A. Desrochers	REP	24 (18.9%)
			Total Votes: 127

STATE SENATOR - District 27

	Name	Party	Votes
	 Ben Albritton	REP	100 (80%)
	 Phillip R. Carter	DEM	25 (20%)
			Total Votes: 125

STATE REPRESENTATIVE - District 48

	Name	Party	Votes
	Chad Davis	REP	34 (26.56%)
	John Hill	DEM	25 (19.53%)
	Amilee Marie Stuckey	REP	18 (14.06%)
	Jon Albert	REP	16 (12.5%)
	Jerry Carter	REP	14 (10.94%)
	Benny Valentin	REP	12 (9.38%)
	Deborah "Debbie" Owens	REP	9 (7.03%)




STATE REPRESENTATIVE - District 49

	Name	Party	Votes
	Jennifer Kincart Jonsson	REP	53 (42.74%)
	Heather McArthur	REP	27 (21.77%)
	Ashley Elizabeth Herrmann	DEM	23 (18.55%)
	Randy Wilkinson	REP	12 (9.68%)
	Shawn Curtis McDonough	REP	9 (7.26%)




STATE REPRESENTATIVE - District 50

	Name	Party	Votes
	Jennifer Canady	REP	96 (76.8%)
	Bonnie Patterson-James	DEM	29 (23.2%)




STATE REPRESENTATIVE - District 51

		Name	Party	Votes
		Josie Tomkow	REP	96 (78.05%)
		Octavio E. Hernandez	DEM	27 (21.95%)
				Total Votes: 123




SHERIFF

		Name	Party	Votes
		Grady Judd	REP	110 (86.61%)
		Theodore Murray	NPA	17 (13.39%)
				Total Votes: 127

PROPERTY APPRAISER

		Name	Party	Votes
		Gow Fields	REP	68 (53.54%)
		Neil Combee	REP	59 (46.46%)
				Total Votes: 127

SUPERVISOR OF ELECTIONS

		Name	Party	Votes
		Melony Bell	REP	80 (62.5%)
		Lori Edwards	NPA	48 (37.5%)
				Total Votes: 128

COUNTY COMMISSIONER - District 1

	Name	Party	Votes
	Becky Troutman	REP	90 (70.31%)
	Kay Klymko	DEM	19 (14.84%)
	Jennifer Price	REP	11 (8.59%)
	Henry Coker	REP	4 (3.13%)
	WRITE IN: Judi New	n/a	4 (3.13%)
			Total Votes: 128

COUNTY COMMISSIONER - District 5

	Name	Party	Votes
	John E. Hall	REP	57 (46.72%)
	Ricky Shirah	REP	48 (39.34%)
	Mike Scott	REP	17 (13.93%)
			Total Votes: 122

STATE COMMITTEEMAN

	Name	Party	Votes
	Ed Shoemaker	REP	57 (51.35%)
	J.C. Martin	REP	54 (48.65%)
			Total Votes: 111

STATE COMMITTEEWOMAN

	Name	Party	Votes
	Kathryn "Kat" Gates-Skipper	REP	73 (64.6%)
	Dena Stebbins DeCamp	REP	40 (35.4%)
			Total Votes: 113




JUSTICE OF THE SUPREME COURT

Name	Yes Votes	No Votes	Total
Shall Justice Renatha Francis be retained in office?	82 (70.69%)	34 (29.31%)	116
Shall Justice Meredith Sasso be retained in office?	70 (67.31%)	34 (32.69%)	104




DISTRICT COURT OF APPEAL - District 6

Name	Yes Votes	No Votes	Total
Shall Judge Paetra Brownlee be retained in office?	82 (73.21%)	30 (26.79%)	112
Shall Judge Roger Gannam be retained in office?	78 (71.56%)	31 (28.44%)	109
Shall Judge Joshua Mize be retained in office?	79 (72.48%)	30 (27.52%)	109
Shall Judge Jared Smith be retained in office?	79 (72.48%)	30 (27.52%)	109
Shall Judge Keith White be retained in office?	79 (73.83%)	28 (26.17%)	107

CIRCUIT JUDGE - 10th Judicial Circuit, Group 27

Name	Party	Votes
  Catherine L. Combee	n/a	84 (70%)
 Greg Abaray	n/a	36 (30%)
		Total Votes: 120




SCHOOL BOARD - District 1

Name	Party	Votes
  William Allen	n/a	99 (81.82%)
 Bernie Brandt	n/a	22 (18.18%)
		Total Votes: 121

SCHOOL BOARD - District 2

		Name	Party	Votes
		Travis Keyes	n/a	76 (63.87%)
		Marcus "MJ" Wright Jr	n/a	43 (36.13%)
				Total Votes: 119

SCHOOL BOARD - District 4

		Name	Party	Votes
		Sara Beth Reynolds Wyatt	n/a	79 (65.29%)
		Rebekah Ricks	n/a	42 (34.71%)
				Total Votes: 121